

COmpact™ Smokerlyzer®



Breath carbon monoxide (CO) tester



scientific contributions to health

www.bedfont.com

COmpact™ Smokerlyzer®

The COmpact Smokerlyzer breath carbon monoxide tester offers the opportunity for health professionals and associated practitioners with limited budgets to offer breath testing as part of their smoking intervention.

The COmpact Smokerlyzer gives an indication of smoking status through seven level indicators using the familiar red, amber and green traffic light system. This tester is ideal for brief interventions in a variety of different settings, including pharmacies, schools and health visiting services, allowing cost effective CO breath testing to be available to a much wider audience.

The test can be used as a starting point for a referral to a specialised stop smoking service. As part of routine screening, the COmpact can also be used to identify undetected cases of CO poisoning.

Applications








- Used by pharmacies to show the damaging level of CO in a smoker's body and to subsequently advise on the best pharmacotherapy to help them quit
- Used by school nursing services to help young people to quit and to highlight the dangers of smoking during health education sessions
- Used by health visitors when visiting people in their own homes for smoking cessation as well as discovering potential CO poisoning from faulty boilers and gas appliances
- Used by occupational health professionals in medicals and other interventions to ensure optimum work performance from all employees
- Used by GPs and practice nurses as part of regular appointments to check for health and well-being
- Used by dentists and hygienists to help promote improved oral health and to reduce the risk of oral cancers
- Used by gyms, fitness clubs and personal trainers before writing up a fitness programme

Interpreting the reading

Carbon monoxide in the breath is measured in parts per million (ppm). The COmpact Smokerlyzer gives 7 levels of reading with each level representing a range of ppm. The diagram below gives the ppm range for each indicator and the typical smoking habit associated with that reading.

A heavy smoker could have as much as 10% of their normal blood oxygen taken up by CO. To compensate for the shortage of oxygen the body has to work harder with less fuel. When they stop smoking the level of carbon monoxide in the blood falls almost immediately.

Readings

	ppm range	
	 >51ppm	Dangerously Addicted Smoker
6	 36-50ppm	Heavily Addicted Smoker
5	 26-35ppm	Addicted Smoker
4	 16-25ppm	Frequent Smoker
3	 11-15ppm	Smoker
2	 7-10ppm	Danger Zone
1	 0-6ppm	Non-smoker

Technical Specification

Concentration range:	0-50ppm
Display:	6 LEDs
Detection principle:	Electrochemical sensor
Accuracy (repeatability of readings):	±5% of full scale
Hydrogen cross-sensitivity:	<10%
Battery life:	2 years/700 tests* (not replaceable)
Response time:	Typically <20 seconds to 90% FSD
Operating temperature range:	0-40°C (Storage 0-50°C)
Operating humidity:	10-90% (Storage 0-95%) non-condensing
Sensor operating life:	2 years, 6 month product warranty
Sensor sensitivity:	1ppm
Dimensions:	Approx. 33 x 50 x 116 mm
Weight:	Approx. 100g including batteries
Construction:	Case – Polycarbonate/ABS blend

*whichever is soonest

Consumables

Bedfont Scientific supply a range of consumables to complement your COcompact Smokerlyzer. It is recommended that you use Bedfont consumables for optimum performance from your monitor.

Flatpak Mouthpieces

These mouthpieces take up less than a tenth of the space of normal cardboard mouthpieces and can easily be carried around. They are also packed in batches of 25 to reduce handling and the risk of cross-infection and are available in boxes of 50 or 250. It is essential that a new mouthpiece is used for every test carried out.



D-pieces

The D-piece is used to attach the Flatpak mouthpiece to the tester and incorporates a one-way valve and infection control filter, proven to remove and trap >99.9% of airborne bacteria¹. The D-piece should be changed at least once a month or sooner if visibly soiled.

¹ Health Protection Agency (HPA), Porton Down, Report No 43/06, pp.10-11



Instrument Cleansing Wipes

Bedfont provide instrument cleansing wipes for the instrument and external D-piece surfaces. Cleaning products containing alcohol should never be used, as they could affect the accuracy of the instrument. It is recommended that wipes are used for one surface only.

Bedfont Scientific Ltd
105 Laker Road,
Rochester Airport Industrial Estate
Rochester, Kent,
ME1 3QX, England
Tel: +44 (0)1634 673720
Fax: +44 (0)1634 673721
Email: ask@bedfont.com
www.bedfont.com



Distributed by

© Bedfont Scientific Limited 2008

Issue 1 - September 2008, Part No. LAB222
Bedfont Scientific Limited reserve the right to change or update this literature without prior notice.
Registered in England and Wales. Registered No. 1289798